



**Caledonian**

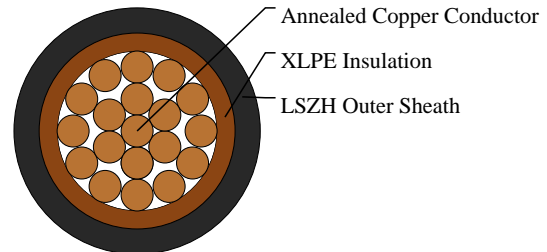

**FIRETOX LSZH Flame Retardant Power & Control Cables**

www.caledonian-cables.com

marketing@caledonian-cables.com

### **600/1000V XLPE Insulated, LSZH Sheathed Power Cables to BS 8573 (Single Core)**

FTX300 1RZ1-R (CU/XLPE/LSZH 600/1000V Class 2)



### **APPLICATIONS**

These XLPE insulated and LSZH sheathed cables are generally used for fixed installation. Suitable for building wiring, especially in areas where smoke and fume emissions may cause a potential threat to life but not for burial in the ground, either directly or in ducts. This product type is TUV approved

### **STANDARDS**

Basic design to BS 8573:2012

### **APPROVALS**

TUV Certification (Z1 17 09 98200 010)

### **FIRE PERFORMANCE**

Flame Retardance (Single vertical wire or cable test#	IEC 60332-1-2; EN 60332-1-2
Reduced Fire Propagation (Vertically-mounted bundled wires & cables test)	IEC 60332-3-24; EN 60332-3-24
Halogen Free	IEC 60754-1; EN 50267-2-1
No Corrosive Gas Emission	IEC 60754-2; EN 50267-2-2
Minimum Smoke Emission	IEC 61034-2; EN 61034-2

### **VOLTAGE RATING**

600/1000V

### **CABLE CONSTRUCTION**

Conductor: Annealed copper conductor, stranded according to BS EN 60228 class 2.

Insulation: XLPE type GP8 according to BS 7655-1.3. HEPR type GP6 according to BS 7655-1.2 or crosslinked polyolefin material type EI 5 according to BS EN 50363-5 can be offered as option.

Inner Covering Option: The optional inner covering, where used, shall consist of an extruded layer of synthetic polymeric material. It shall surround the single core and the laid-up two, three, four or five cores, giving the assembly a practically circular shape.

Outer Sheath: Extruded layer of polymeric material LTS 4 according to BS 7655-6.1.

Outer Sheath Option: UV resistance, hydrocarbon resistance, oil resistance, anti-rodent and anti-termite properties can be offered as option.

## COLOUR CODE

Insulation Colour: Brown or blue.

Sheath Colour: Black; other colours can be offered upon request.

## PHYSICAL AND THERMAL PROPERTIES

Maximum temperature range during operation: 90°C

Maximum short circuit temperature (5 Seconds): 250°C

Minimum bending radius

circular copper conductors OD#25mm : 4 x Overall Diameter

circular copper conductors OD>25mm: 6 x Overall Diameter

shaped copper conductors: 8 × Overall Diameter

## Electrical Properties

Conductor operating temperature: 90°C

Ambient temperature: 30°C

## DIMENSION AND PARAMETERS

No. of Cores × Cross-sectional Area	Conductor Class	Nominal Insulation Thickness	Nominal Thickness of Inner Covering	Nominal Sheath Thickness	Approx. Overall Diameter	Approx. Weight
No. x mm <sup>2</sup>		mm	mm	mm	mm	kg/km
1x50	2	1.0	0.6	1.4	13.7	599

### Current-Carrying Capacities (Amp)

Conductor Cross- sectional Area	Ref. Method A 2cables, 1-phase a.c. or d.c.	Ref. Method A 3/4 cables, 3- phase a.c.	Ref. Method B 2 cables, 1-phase a.c. or d.c	Ref. Method B 3/4 cables, 3- phase a.c.	Ref. Method C 2 cables, 1-phase a.c. or d.c. flat and touching	Ref. Method C 3/4 cables, 3-phase a.c. flat and touching or trefoil	Ref. Method F 2 cables, 1- phase a.c. or d.c. flat	Ref. Method F 3 cables, 3-phase a.c. flat	Ref. Method F 3 cables, 3-phase a.c. trefoil	Ref. Method G 2 cables, 1- phase a.c. or d.c. or 3 cables 3- phase a.c. Horizontal	Ref. Method G 2 cables, 1- phase a.c. or d.c. or 3 cables 3-phase a.c. Vertical
mm <sup>2</sup>	A	A	A	A	A	A	A	A	A	A	A
50	158	141	198	175	228	209	242	216	207	275	246

### Voltage Drop (Per Amp Per Meter)

[illegible]



# Caledonian

## FIRETOX LSZH Flame Retardant Power & Control Cables

[www.caledonian-cables.com](http://www.caledonian-cables.com)

[marketing@caledonian-cables.com](mailto:marketing@caledonian-cables.com)

50	0.99	R:1.00 X:0.29 Z:1.05	R:0.99 X:0.180 Z:1.00	R:0.99 X:0.27 Z:1.00	R:0.87 X:0.25 Z:0.90	R:0.86 X:0.155 Z:0.87	R:0.86 X:0.180 Z:0.87	R:0.86 X:0.26 Z:0.89
----	------	-------------------------	--------------------------	-------------------------	-------------------------	--------------------------	--------------------------	-------------------------




Rated voltage



BS 8573



Flame Retardancy  
IEC 60332-1-2



Halogen Free  
IEC 60754-1



Low Corrosivity  
IEC 60754-2



Low Smoke Emission  
IEC 61034-2



Reduced Fire Propagation  
IEC 60332-3-24